


Story Quest

Adventures close to home



Summer Scavenger Hunt

A back to nature boardwalk adventure
exploring Whitfield Valley Nature Reserve

storyquest.org.uk

[#StoryQuest](https://twitter.com/StoryQuest)

Welcome Story Questers



Story Quest is a free activity for your family to enjoy together in your local area. These exciting story trails make reading fun, with written and physical challenges to do along the way.

You can find out cool Stoke facts, explore local places, and travel through time to uncover Stoke-on-Trent's history and nature. There are so many stories for you to enjoy.



In partnership with



LOTTERY FUNDED

Trail details: come with us on this nature filled summer scavenger hunt around Whitfield Valley Nature Reserve. Get active with this gentle quest, discover local wildlife and get crafty with nature.

Starting point: Ford Green Hall car park on Ford Green Road.



You will need:

- a pencil
- paper
- a bag for the nature treasure you will collect along the way.

Remember: we need to look after nature, so when on your scavenger hunt only collect natural things that you find on the ground.

Accessibly: this trail is mostly flat and on gravel paths. It is wheelchair and pram friendly.



Visit storyquest.org.uk to find out more

Summer Scavenger Hunt

“Time to get up and at it!” Mum exclaimed as she whooshed open Millie’s bedroom curtains. “It’s a gorgeous day – we should be outside!”

“It’s too early, Mum,” Millie moaned, shielding her eyes from the sun. “Besides, I was planning to start another craft project today.”

“And I wanted to watch that new wildlife series,” said Archie from the doorway.

“Then I know exactly where we’re going,” Mum beamed. “To Ford Green Hall. The Reed Bed Trail near the Nature Centre follows a lovely route around a lake – the perfect place to spot bugs and birds, so it’s made for you, Archie.”

“Sounds brill!” said Archie. “We went there on a school trip last year, but I didn’t know about any nature walk.”

“What about my craft project?” Millie frowned.

“Our walk could be your project,” Mum suggested. “You could collect stuff from nature to turn into art.”

“Like a scavenger hunt!” said Archie.

“That’s not a bad idea,” Millie agreed, her brain whirring with arty ideas.

“I’ll make a list of stuff to scavenge,” said Archie, grabbing his notebook.



After completing the list, they got in the car and travelled to Ford Green Hall.

“Here are your lists,” said Mum once they’d arrived at Ford Green car park. “And here are your scavenger bags.”

“Maybe the person who finds the most things could be rewarded with a treat!” Millie suggested.

“We will see” said Mum. “Now let’s get this adventure started”.

OVER TO YOU!


Turn to the back two pages of this booklet to find your very own Scavenger Hunt and Animal Bingo list.

Join Millie, Archie and Mum on this nature themed quest and tick off things as you go.



“Smell that fresh air!” Mum exclaimed as they headed towards the Nature Centre.

“Look, there are some interesting birds here,” said Archie, as he read the notice board opposite the building.



Find the notice board, read the information, then un-jumble these sets of letters to form three words on the sign:




1. DCHPRAO



2. CHLULNIBF




3. DRAMLLA



"I can hear a blackbird right now," said Archie, proud to share his bird knowledge. "They have a really distinctive song. There it is." He pointed to a shiny blackbird perched on a high branch.

"I can see it too!" Millie whooped, while flapping her arms like wings.

"You've given me another idea, sis," said Archie. "We could play Animal Bingo alongside our scavenger hunt. Let's make a list of animals and insects, and when we spot them, we have to do something fun, like you just flapped your arms!"



Scan these QR codes to find out more about the local winged wildlife. Hold your camera over the QR code to visit the RSPB site.



Pochard



Bullfinch



Mallard



Blackbird

OVER TO YOU!

Play the Animal Bingo game from the back of this booklet!

“Let’s get going!” said Mum. “We’ll follow the red trail markers all the way around the pond.”

They walked back towards the car park and took the path on their left, walking through the gate and over the bridge.

“Look, I can see something on the railings,” said Millie. “Solve my puzzling poem to work out what it is!”

OVER TO YOU!

When you reach the bridge, solve Millie’s rhyming riddle to work out what she can see:

*Silky tangle, silky lair.
I look like silver angel hair.
But flies and insects should beware,
For though I’m pretty, I’m a snare!*



“A spider’s web!” chorused Archie and Mum.

“And there’s a spider in it too!” Archie added.

“BINGO!”

With that, all three of them scuttled on the spot like spiders.

“This is a great spot to spot things,” joked Mum as they followed the boardwalk path around the big pond. “And smell that fresh air!”

Answer: Spider's web




“BINGO!” said Mille. “I can see ducks diving and two swans. And I can hear reeds rustling in the wind.”

“And I can see a dragonfly hovering over the reeds.” Mum pointed.



“I think one of the ducks is a pochard, like we saw on the sign,” said Archie. “Look at its bronzy-brown head. And there’s a kingfisher!” he cried. “BINGO! How lucky was that?!”

“I’ve found the first things for my scavenger bag!” said Archie, rushing towards a patch of fluffy feathers at the edge of the path.



OVER TO YOU!


Have you found anything on your lists yet?

Don’t forget to check off your Animal Bingo board!

A little further along the boardwalk, Millie spotted a blaze of bright petals that had fallen from their stems. “These will be perfect for adding colour to my craft project!”

“BINGO!” blurted Archie “There’s a peacock butterfly fluttering near the petals. Look at the markings on the tips of its wings. They look like eyes, don’t they? Like on peacock feathers.”

“So pretty,” said Mum. “What do you think you’ll make?” she asked as Millie carefully placed the petals in her bag.



“Depends what else we find,” Millie shrugged. “Maybe I could paint some leaves and turn them into a butterfly.”

“Let’s keep going to find more stuff!” said Archie. “I want to make a bug collage from leaves and pebbles.”



OVER TO YOU!

Wildlife word search

Take a break from scavenging by solving this wildlife word search. It will also remind you of some of the things you need to tick off your lists.

B	U	T	T	E	R	F	L	Y	X
L	B	A	M	M	O	S	S	C	L
A	U	M	O	S	Y	W	Q	R	E
C	N	W	O	R	M	A	U	O	A
K	C	E	A	R	T	N	I	P	V
B	H	B	A	R	K	P	R	S	E
I	Y	E	S	J	A	Y	R	E	S
R	J	O	J	O	R	E	E	D	S
D	R	A	G	O	N	F	L	Y	Z
B	O	P	E	T	A	L	S	A	Y

Butterfly

Bark

Blackbird

Dragonfly

Reeds

Petals

Web

Squirrel

Swan

Leaves

Moss


The foraging family strode around the lake until they came to an area thick with towering trees.

“There’s something else on our list!” Millie beamed. “See if you can work it out from my rhyming riddle.”

OVER TO YOU!

Solve this riddle to work out what Millie can see:

*I'm a tree-climbing, drey-dwelling, bushy-tailed beast.
And nibbling on nuts is my favourite feast.
What am I?*



“BINGO!” Archie bellowed. “It’s a squirrel. Actually, I know a *nutty* fact about squirrels from a documentary,” he quipped. “Their teeth never stop growing. How weird is that?”

Just then, they came to a clearing which looked out over the lake. “What a beautiful view across the lake!” said Mum. “Let’s sit on this bench for a moment to admire the view.”

OVER TO YOU!

Take a mindful moment:

Notice or draw five things you can see

Notice four things you can hear

Notice three things you can smell

Notice two things you can touch

Notice one thing you are grateful for and why

Take one deep breath in and out

Now continue the fun!

“That was a great plan, Mum,” said Archie. Leaves and twigs crunched underfoot as they continued along the curving path.

“There are tonnes of different types of leaves here,” Archie noticed. “I’ve got a spiky brown one, a lime-coloured fern and a heart-shaped emerald one. And I’ve found some little sticks.”

He held them up for Mum and Millie to see. “I could use them as legs in my bug collage.”



“Talking of creepy crawlies,” said Millie. “There’s a worm wiggling about in the earth off the path.”

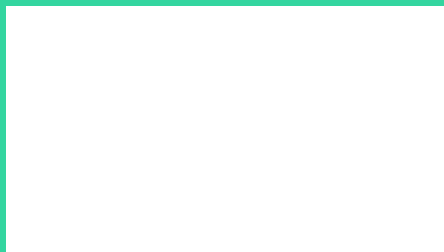
“BINGO!” they yelled in unison, before doing a wiggly worm dance.

OVER TO YOU!

Get arty with bark. While Millie, Mum and Archie are busy wiggling, get busy making some bark art.

TOP TIP: if you find a loose piece of bark on the ground, put it in your scavenger bag.

1. Find a dry tree trunk.
2. Press a piece of paper onto the bark.
3. Rub a pencil over the paper.
4. Experiment with different tree trunks and pressure.



Once they’d finished doing their wiggly dance, Archie, Millie and Mum carried on along the path all the way around the lake. Just before they got to the car park and Ford Green Hall again, they found a huge grassy area that looked over the lake.

“Look a feather! Thats on our list” cried Millie.



OVER TO YOU!

You're nearly there questers. Take a breather with one of these calming challenges.

TOP TIP: if you don't have a feather or a leaf just use your imagination.

Floating breath – put a feather or small leaf on the palm of your hand and breathe in through your nose. How softly can you blow so it moves but doesn't fly off your hand? Then blow the feather so it gently floats away.

Breathe like a bee – breathe in through your nose, then buzz like a bee as you breath out.

Don't forget: keep an eye out for things on your list.



“Wow, what an adventure! I've seen so many cool animals but I reckon it's time to count up what we've collected,” said Archie.

“Let's lay everything out on the grass,” Millie suggested.

“Great work, it looks like we've scavenged some wonderful bits,” said Mum. “Now, let's get crafty and use these things to make some nature art on this grass.”

“Great idea!” chorused the twins.

With that, Mum, Millie and Archie found a huge open space and started their nature pictures for others to find.

What a perfect way to finish their summer scavenger hunt.

We hope you enjoyed this Story Quest!

Here are some fun activities to try at home.

Countryside Craft

Transform your scavenged items into pieces of art. For example, if you found a round pebble, you could paint it to look like a ladybird or a mouse. Or you could take inspiration from Millie and turn leaves and petals into a beautiful butterfly. Or how about making an insect with twigs for legs, like Archie suggested?

Wild Words

Write a nature-themed acrostic poem about your Story Quest scavenger hunt. An acrostic poem is a poem where the first letter of each line spells out the word the poem is about, like this example about a tree:

Towering oak stands tall

Rough bark crumbles

Every gust makes green leaves fall

Every acorn tumbles



Now write your own acrostic poem using the word NATURE.


N
A
T
U
R
E

Scavenger Hunt

Here's a list of things for you to collect as you join Millie and Archie on their scavenger hunt Story Quest.

Tick them off as you find them. Why not add your own too?

Luscious leaves ☐



Fluffy feathers ☐



Spindly sticks ☐



Pretty petals ☐



Downy dandelion ☐



Dainty daisies ☐



Plenty of pebbles ☐



_____ ☐

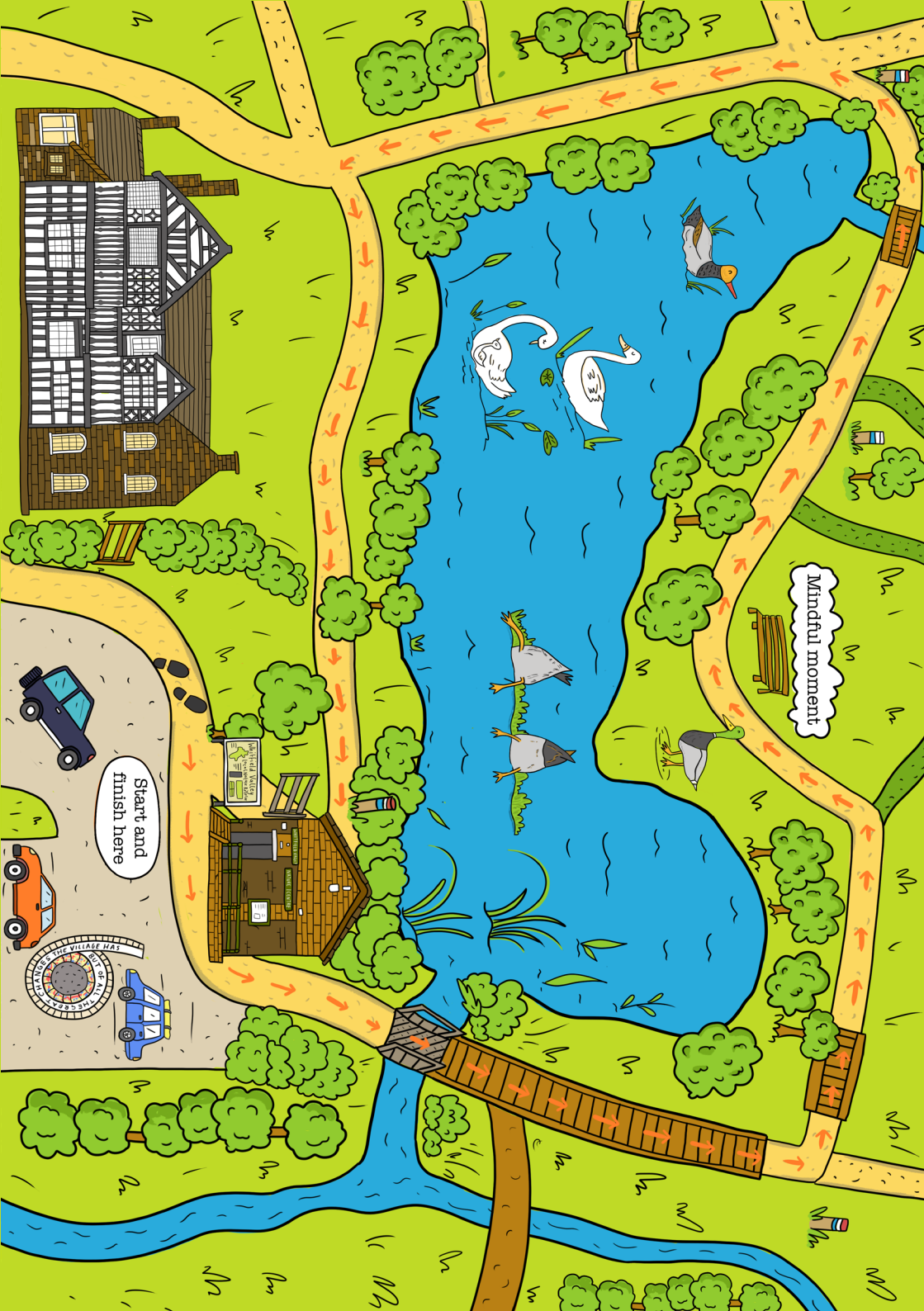
DON'T FORGET: only collect things you find on the ground – it's important not to damage any flowers, plants or trees.

Animal Bingo Challenge

How to play:

1. Every time you see an animal or insect in real life or in the story, check to see if it's on the bingo card
2. Do the matching activity

Blackbird bounce <input type="checkbox"/>	Spider scuttle <input type="checkbox"/>	Sitting duck <input type="checkbox"/>
		
Flap your arms like a bird and bounce up and down for 30 seconds	Hold a squat and move your feet quickly on the spot for 30 seconds	Sit in a squat for 30 seconds
Swan stretch <input type="checkbox"/>	Bullfinch balance <input type="checkbox"/>	Butterfly wings <input type="checkbox"/>
		
Reach up to the sky, take a deep breath and slowly stretch from side to side	Stand on one leg and hold a Superman pose for 30 seconds	Do star jumps for 30 seconds, sweeping your arms up and down like wings
Squirrel spring <input type="checkbox"/>	Wiggly worm <input type="checkbox"/>	Ant arms <input type="checkbox"/>
		
Squirrels can jump up to 3 metres between trees! See how far you can jump	Do Millie and Archie's wiggly worm dance for 30 seconds	Ants can lift up to 10 times their own weight! See how many press ups you can do in 30 seconds



Start and finish here

Mindful moment