

Story Quest

Complete
2/4
them all

Adventures close to home


Two stories in one!
Flip the
booklet over
for another
trail!



The Chimney Chase

Westport Lake to Middleport Pottery

Join the chase along the canal, between
Westport Lake and Middleport Pottery!

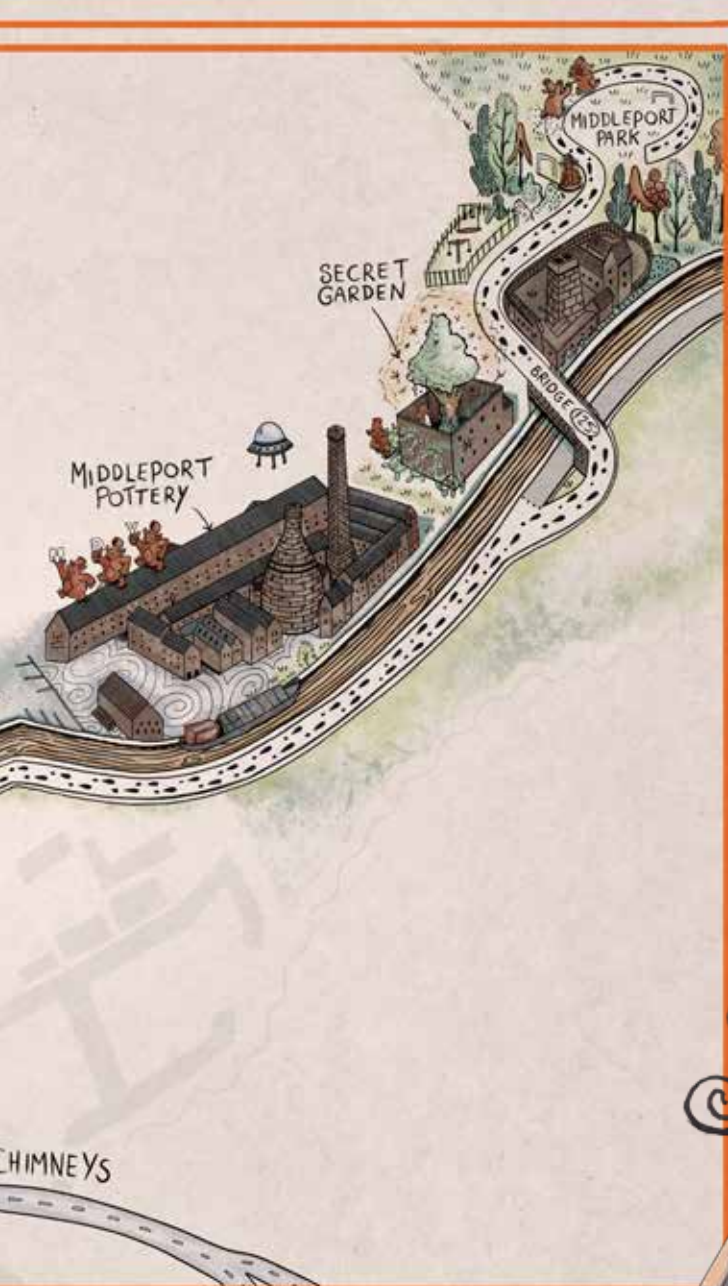


Start: Westport Lake Visitors Centre

Finish: Middleport Park

Distance: 2 kilometres

Time needed: Around 1 hour 15 minutes



**STOKE
READS**



LOTTERY FUNDED



With kind thanks to



**Make sure you're signed up for
Story Quest before you start.**

Visit storyquest.org.uk or call 07849 353 729

WHAT IS A CHIMNEYCHAP?

There once was a time when chimneys didn't wear hats. That was before the Chimneychaps, with their clay pot hats, lived in them. They live in your chimney, and protect your home, for the simple price of being able to toast their toes on your evening fire. They call us humans - Groundlings, as they live on the rooftops, and we on the ground below them.

MEET THE CHARACTERS



**Clink, Clank
& Clunk**

Chimneychaps

**Melvin
Marvellous**

Shop Owner

**Mr
Inglenook**

Chimneychap

IMPORTANT INFORMATION

Clink, Clank and Clunk are extremely friendly Chimneychaps, however they are also very young, and very mischievous. It is Mr. Inglenook's turn to watch the troublesome three whilst Melvin Marvellous sleeps. Clink, Clank and Clunk must not escape the Chimney shop, or chaos will surely unfold.

Early hours this morning...

Mr. Inglenook was watching the troublesome three with beady eyes, but his toes were getting awfully cold. "I'll just light a little fire" he said to himself. "That'll keep my toes toasty for this watch shift." He was getting some supplies for his toasty toe fire, when he heard a commotion outside. He turned around to see Clink, Clank and Clunk had gone. In a panic, he climbed his chimney to see where the three could have escaped too.

Clink, Clank and Clunk had hijacked a narrowboat and were racing along the canal. He quickly woke up Melvin Marvellous, who put Mr. Inglenook in his rucksack, and rushed out the door to start the Chimney Chase.

Reader, do you think you can help Melvin and Mr Inglenook catch the troublesome three before they cause any chaos? If so, let's start this quest, and remember, just try your best!

There seems to be a note on the barrier of the visitors centre at Westport Lake, it reads...

Want to find the troublesome three?
We've left some clues, how clever are we?
Solve them with your concentration,
and we will reveal our location!
Signed C, C & C



From the visitors centre, walk to the canal, turn right and head under the bridge. It seems that Clink, Clank and Clunk have already been up to some mischief. They've changed some words on the Canal & Trust sign on your right. Quickly, let's change the words back before other groundlings read the sign.

OVER TO YOU

Use the sign in front of you to change the silly words on the left sign here, back to the original ones. Write the original words on the clean sign on the right. Then do as the sign suggests and take a moment to listen before you head off on your quest.



Canal &
River Trust

As you stand on the edge of this **POOPY** lake or the Trent & Mersey Canal that runs alongside it. Take a moment. Just a moment. To listen to the **BURPING**, the rippling of the **RASPBERRIES**, and the **TOOTING** in the trees. Now you're ready for your walk, run or cycle.



Canal &
River Trust

As you stand on the edge of this _____ lake or the Trent & Mersey Canal that runs alongside it. Take a moment. Just a moment. To listen to the _____, the rippling of the _____, and the _____ in the trees. Now you're ready for your walk, run or cycle.

Phew! That was a close one Groundling! Great work! Now Clink, Clank and Clunk could be anywhere, so it is super important that we keep our eyes peeled. We know that the troublesome three like to ride barges, so let's play a game to make sure we don't miss a single narrowboat that passes us.



OVER TO YOU

Choose a colour from the list below. Every time you spot a narrowboat that is your chosen colour, mark a point in your box. The person with the most points at the end of the chase, wins the game.

RED




BLUE



GREEN



YELLOW



This game sure will encourage us to look closely for Clink, Clank and Clunk. Right, on with the chase. Can you find a milepost? Those troublesome three! They have rubbed out the amount of miles it is to each destination. If we don't change them back, it could spell disaster for any boatmen who may be unprepared for their journey ahead.



OVER TO YOU

Rewrite the miles on the milepost above.

Well done reader! I just overheard a Groundling say "I could have sworn I just saw three chimneys with arms and legs on **Bridge 127**" so let's head there.

So we've arrived at the bridge. I can already see two little, black, sooty hand prints which means they've definitely headed this way! Can you spot them?

OVER TO YOU

Use your investigative skills to spot the handprints on the bridge.
Clue: Look at important signs under the bridge.

Oh, can you hear that reader? It sounds like someone is awfully upset up ahead. I think it might be coming from Price Kensington? Can you find him? Look for the big hairy potbank on your left.



"I was just sitting here, thinking about how sad and grumpy I am, when three chimney pots ran a riot in my garden. They were so quick that my eyes couldn't keep up with them, and it's made me awfully dizzy. So dizzy in fact, i've forgotten where I am and what I am! Can you help me?"

OVER TO YOU

Let's find the information sign located on the other side of Bridge 126 ahead of you. Use the second paragraph to help Price Kensington remember where he is and what he is.

Where is Price Kensington? Opposite side of the _ _ _ _ _

What is Price Kensington? P _ T _ _ RY / F _ C _ _ _ Y

Price Kensington is very happy now! Great job reader!

Wow, look how many narrowboats there are in the boatyard on the other side of the canal! Remember to tick off any narrowboats you spot in your colour!



Oh look, this person ahead by the row of black posts looks slightly mind boggled. I bet this has something to do with Clink, Clank and Clunk.

"I was trying to count the black Staffordshire knot posts, but three chimney pots kept interrupting my counting, and now I can't seem to count at all. Could you help me out by counting them for me? I'd be ever so grateful!"



OVER TO YOU

Count the black posts to your right to help out this person.

Black Staffordshire Knot Posts.

"Wow, that many! Thank you so much for your help reader!"

Oh no! It seems there is some more commotion, this time at the Steelite factory! Lets head to Steelite's red bridge!



"I was moulding teapots in the slip house, when three chimney pots ran through and squished all the soft moulded pottery. There's footprints in plates, handprints in mugs, and faceprints on teapots. I need to turn off the kiln before they get fired and stay permanently like this, else my boss will not be happy."

OVER TO YOU

Use the Steelite logo on the building (not the bridge) to figure out what buttons need to be pressed to turn off the kiln.
Colour in the buttons to help this person.

"Phew, thank you so much reader, you've just saved my job!"



Oh no, what's this now!? There seems to be a large crowd of people looking awfully confused at the potbank just ahead! Where there's confusion, there's usually the trace of three chimney pots. Let's head there now!



"Some of the letters are missing from the side of the building. Can you remember the name of this potbank? Because I can't remember it ever being called the 'IDLE OTTER' unless it's my glasses!"



OVER TO YOU

Draw in the missing letters of the potbank by using the building in front of you!

Extra points if you can find the date on the building too.

Hint: Look above the burgundy windows.



"Ah! Middleport Pottery, that sounds a lot more familiar! Thanks so much reader!"

Oh goodness... I could have just sworn I just saw, YES! It's Clink, Clank and Clunk! Quick reader, cross **Bridge 125** ahead of you to find the Secret Garden door on your left. Hurry we've almost caught up to them! Do not let appearances fool you, although this door looks run down and awfully sad, behind those doors lies a garden so beautiful, it is said to be forged by magic. When you arrive at the door, read the instructions on the following page.



OVER TO YOU

To open the great doors to the magic garden, we must **PATAN** - **Pause And Take A Moment**. Clear your head by breathing in through your nose, and out through your mouth five times. When you feel clear headed, speak the spell below...

*"Secret Garden, Secret garden, open up your door.
Can I see your magic? Let me please explore!"*

You did it reader, the door is opening! The minute the door opens get ready to catch th... WOW! They just jumped under your legs! They're heading to the park. Lets go go go! There they are! Quickly get your imaginary net from your imaginary backpack! They seem to be running laps of the pitch.



OVER TO YOU

Quick reader, turn right out of the alleyway (be careful, it's a road) and make your way past the playground to find the football pitch. Do one lap of the pitch, swinging your imaginary net to catch the troublesome three! This is our last chance to catch them!



Great job reader! You did it! I think that's enough chaos for today! Let's take them back to the chimney shop and put our feet up! We deserve it!

THE END

Extra Activities

Design your own Middleport Mural

By the secret garden there is a wall of decorated tiles. Using your walk across the canal today as inspiration, design your own tile mural below.

Think about the things you have seen today such as; animals, trees, narrowboats or chimney pots. Get creative reader!

--	--	--

Design your very own Chimneychap

Visit the chimney shop 'Cherished Chimneys' located on the map. When you arrive, use the variety of chimney pots they have to design your very own little Chimneychap hat (you can peep through the window if they are closed).

You can either use the hatless template on the left, or you can design a completely new and original chimney creature on the right, it's up to you!

We would love to see your creations, so please send them to the Stoke Reads Facebook page or stoke@literacytrust.org.uk! Remember to give your Chimneychap a name! They like names that begin with the letter 'C'.

			
--	--	--	--

FUN FACTS!

The Trent and Mersey Canal

Today on this Story Quest, you walked along some of the Trent and Mersey Canal. The entire canal itself stretches 93 miles, which is 123 times the length of the walk you did today.

This British canal system was the first long distance of its kind in the United Kingdom. The idea was promoted by local historic figure Josiah Wedgwood. Wedgwood was a world renowned potter, but he was having an issue transporting his delicate pottery around the United Kingdom on bumpy roads. He believed that the construction of a canal would help this problem and thus help his business. In 1761 Josiah Wedgwood and James Brindley, an engineer and local business owner, pitched the idea to parliament. In 1766 the first cut of the canal was made at Middleport Pottery and, 76 locks and 5 tunnels later, the canal was finally finished in 1777. Due to its heavy use in the industrial revolution, you can still find pottery along the canal which is a great activity to partake in on your walks.

An interesting but smelly fact is that James Brindley actually built his first miniature model of the canal using a block of Cheshire Cheese.

It was this cheesy canal model that made parliament believe in their vision and give the go ahead for the project.

Cherished Chimneys

Cherished Chimneys Museum located just off the canal, was established in 1995. Lance and Stef who own the Museum have travelled all over Britain in search of the rare and unusual chimney pots. When the search first began, they only believed there to be around 50 types of chimney, but 26 years later they are still discovering all kinds of different styles. Stef said "The beauty of the chimney pot is not just in its architectural form, but the history of the making and development that encompasses science, engineering, art and craftsmanship. And to top it all off every pot has a personality due to the life that it's lived."

Cherished Chimneys are always hosting local events amongst their chimney pots, from art exhibitions to local talent sales.

Follow them on Facebook to keep up to date with their activities.

Now turn the booklet over to join The Colliery Crew!